

# Steps in foundation

(January 2024) (Third issue – supersedes January 2016)

The Technical Guidance Notes are produced by NHBC as guidance solely for our builder customers as to how to interpret the technical requirements in relation to the warranty cover provided by NHBC under its Buildmark, Buildmark Choice, Buildmark Link, Buildmark Solo, Buildmark Connect or any similar product from time to time. It has not been created or intended for distribution or use outside of that purpose. The information contained in this Technical Guidance Note does not constitute advice and is not to be relied upon by any third party. Nothing in this Technical Guidance Note is intended to, nor should it be taken to, create any legal or contractual relationship. Any third party who chooses to rely upon the information contained in the Technical Guidance Notes shall do so entirely at their own risk and NHBC accepts no duty of care or liability, however caused, in connection with its use or reliance by any third party.

## Question

Where steps are required in foundations can they be made at corners and intersections?

## Considerations

- NHBC Standards Clause 4.3.8 explains how to form steps, in straight runs, in strip and trench fill foundations.
- Stepping of foundations is normally required to cater for sloping site levels, and for transitions from deep to shallow foundations.
- It may be convenient to have the step at a corner or at internal/external intersections.

## Answer

It is acceptable for steps in strip and trench fill foundations to be positioned in straight lengths, at corners and at intersections.

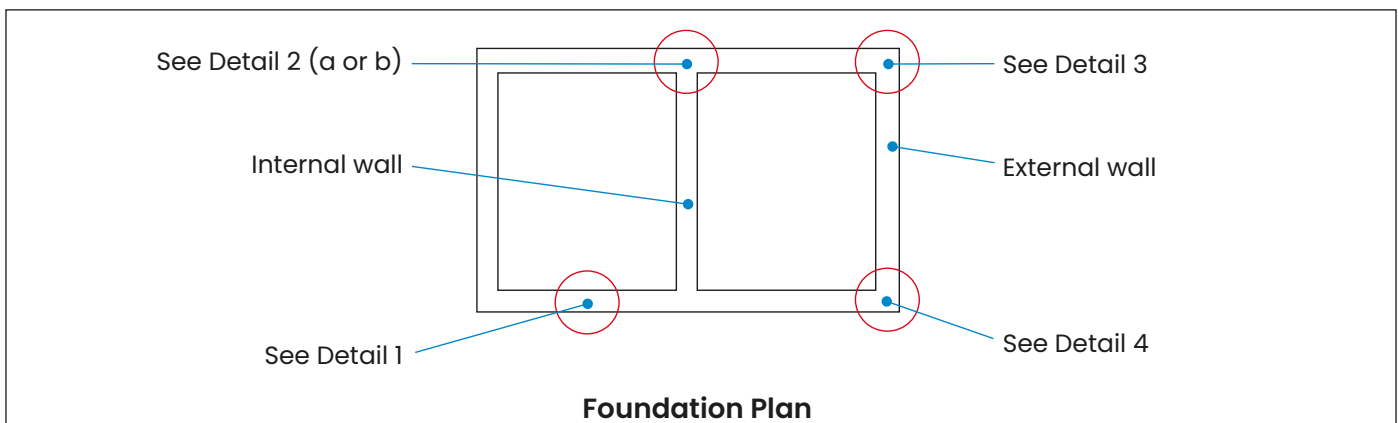
On sloping sites the stepping of straight runs of foundations is necessary to cater for the changing depth of the foundation and to avoid abrupt and excessive steps in the foundation that could cause a weakness and result in movement.

Similarly abrupt and excessive changes in foundation depths should be avoided at corners and intersections by the introduction of a stepped detail.

With the exception of Detail 2a below, all steps should include an overlap as described in NHBC Standards Clause 4.3.8 and as shown in the following Detail drawings.

For strip foundations the overlap should be not less than  $2 \times S$ , or  $T$  (maximum 500mm) or 300mm whichever is the largest.

For trench fill foundations the overlap should be not less than  $2 \times S$ , or one metre whichever is the larger.

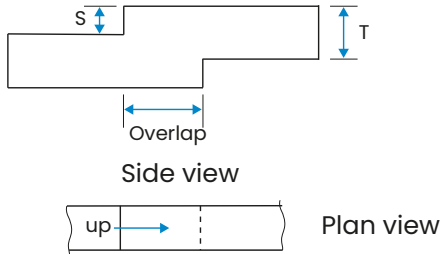


# Steps in foundation

(January 2024) (Third issue - supersedes January 2016)

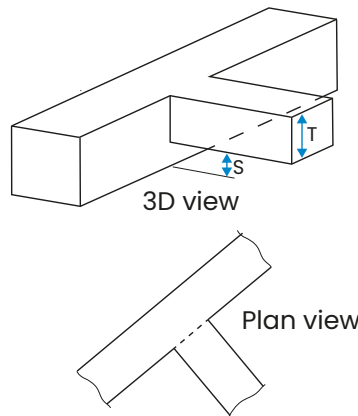


## Detail 1

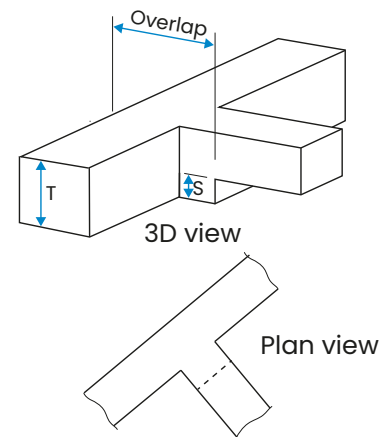


## Detail 2a

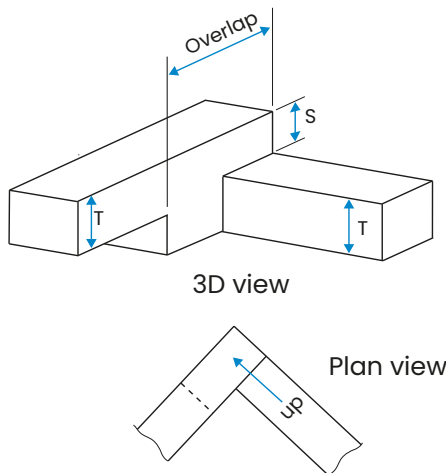
Where loads on the two runs of foundation are comparable and the founding strata is consistent, the steps can be formed at the inside face of the external wall foundations. The step should not exceed the thickness of the shallower foundation or 500mm whichever is the lesser. Alternatively,



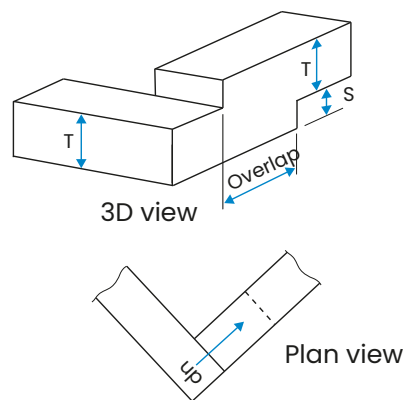
## Detail 2b



## Detail 3



## Detail 4



NHBC, NHBC House, Davy Avenue, Knowlhill, Milton Keynes, Bucks MK5 8FP  
 Tel: 0344 633 1000 Web: nhbc.co.uk

National House-Building Council (NHBC) is authorised by the Prudential Regulation Authority and regulated by the Financial Conduct Authority and the Prudential Regulation Authority for carrying on insurance business and insurance distribution activities.

NHBC is registered in England and Wales under company number 00320784. NHBC's registered address is NHBC House, Davy Avenue, Knowlhill, Milton Keynes, Buckinghamshire, MK5 8FP. Note that only certain parts of our products and services are within the scope of UK financial services regulations. For more information on our products and services, please see our website nhbc.co.uk or your NHBC product documentation.